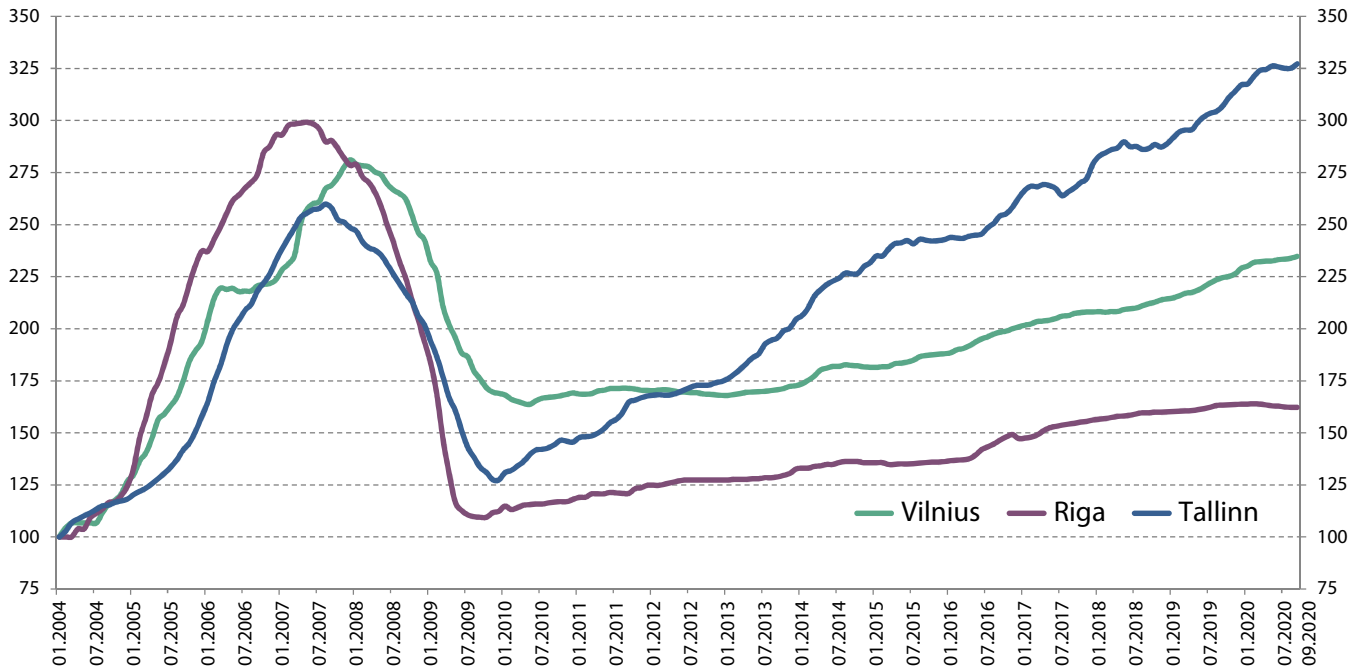


APARTMENT PRICE INDEX
 (January 2004 = 100)


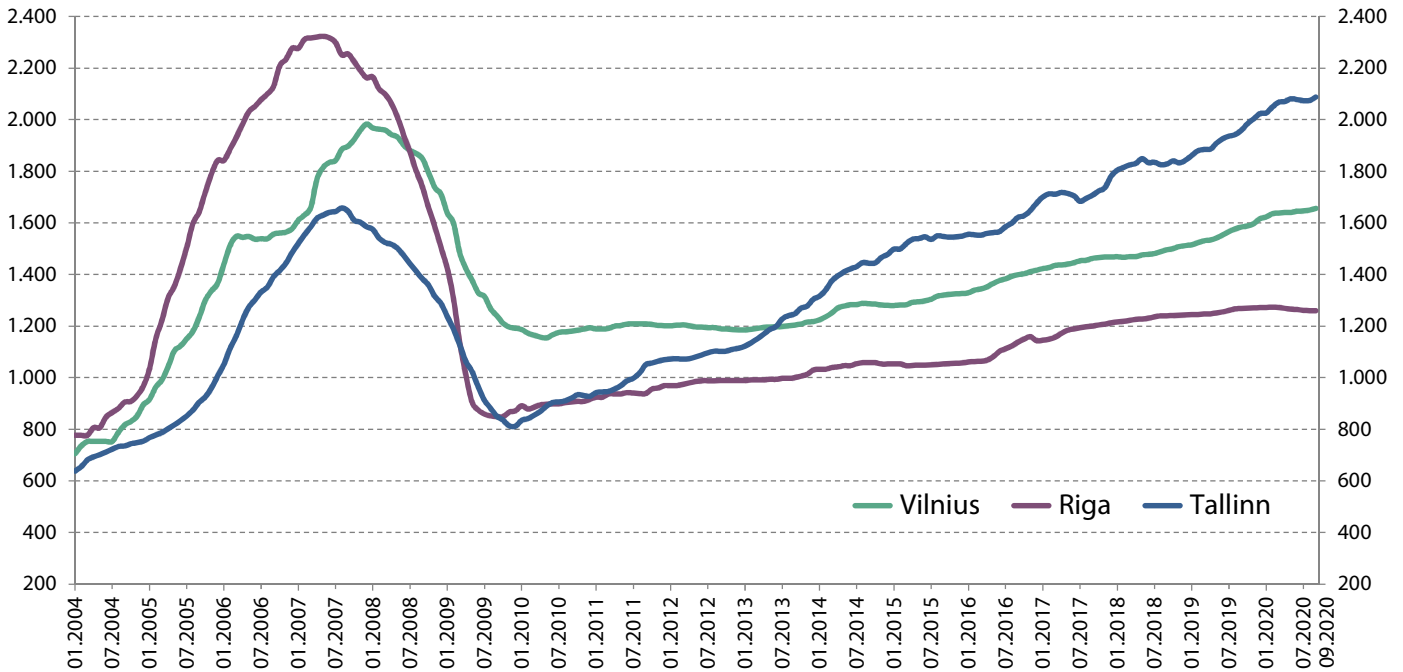
City	Change in last month	Change in last 12 months	Change from the last lowest value	Average price (EUR/sqm)
Vilnius	+0.4%	+4.6%	+43.5%	1,656
Riga	0.0%	-0.7%	+48.3%	1,260
Tallinn	+0.6%	+6.6%	+157.0%	2,088

Apartment prices in Vilnius increased by **0.4%** to **1,656 EUR/sqm** in September 2020. During a year apartment prices in Vilnius increased by **4.6%** and since the last lowest price level in May 2010, apartment prices are higher by 43.5% (by 502 EUR/sqm). In September 2020, compared to August 2020, the number of apartment transactions in Vilnius increased by 6.2%.

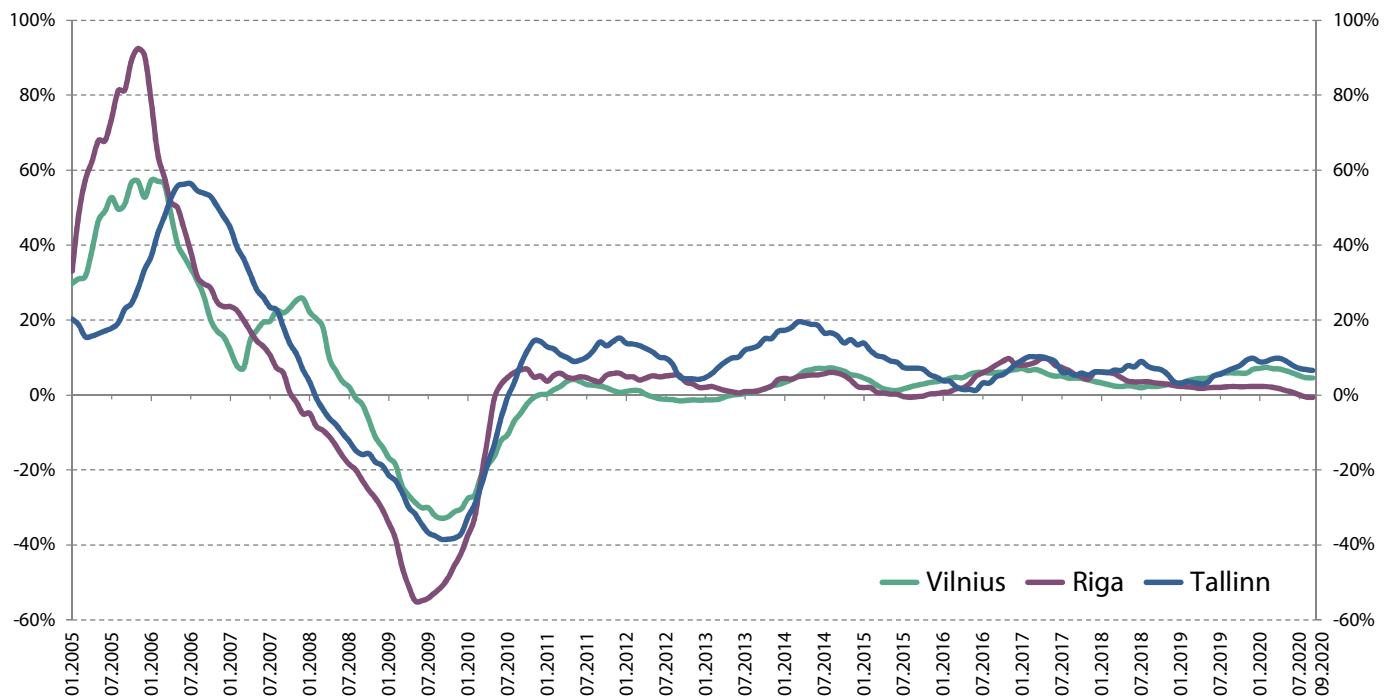
Apartment prices in Riga have remained unchanged with an average price of **1,260 EUR/sqm** in September 2020. Over the past 12 months, the average apartment price has decreased **0.7%**. In September 2020, compared to August 2020, the number of apartment transactions in Riga increased by 13% (according to Ober-Haus estimation).

The average apartment price in Tallinn increased by **0.6%** to **2,088 EUR/sqm** in September 2020. Over the past 12 months, the average apartment price has increased **6.6%**. In September 2020, compared to August 2020, the number of apartment transactions in Tallinn increased by 34.2%.

AVERAGE APARTMENT PRICES
(EUR/sqm)



ANNUAL APARTMENT PRICE CHANGES



The Ober-Haus Baltic Apartment Price Index is the ownership of **Ober-Haus Real Estate Advisors**. Any information related to the content must be accompanied by reference to **Ober-Haus Real Estate Advisors**.